


SUPERCAR CHALLENGE + GT&PROTO
SPA RACING FESTIVAL
QUALIFYING

Sector Analysis

Personal Best Session Best B Crossing the finish line in pit lane

Lap	D	Time	Sector 1	Sector 2	Sector 3	T. Spd	Elapsed	Lap	D	Time	Sector 1	Sector 2	Sector 3	T. Spd	Elapsed
106	BODA Racing 1. Bob HERBER Porsche 991 Gen II GT							118	Certainty Racing 1. Floris DULLAART 2. Niels LANGEVELD Porsche 991 GT3 Cup GT						
1	1	38:58.409	...	1:22.905	46.888	166.2	38:58.409	1	1	38:09.774	...	1:16.489	40.475	185.6	38:09.774
2	1	2:30.417	42.557	1:08.801	39.059	258.4	41:28.826	2	1	2:29.700	42.214	1:08.850	38.636	257.1	40:39.474
3	1	2:27.768	41.775	1:07.408	38.585	262.1	43:56.594	3	1	2:26.912	41.411	1:07.427	38.074	259.0	43:06.386
4	1	2:29.120	41.604	1:08.535	38.981	264.1	46:25.714	4	1	2:40.108 B	42.802	1:08.408	48.898	251.2	45:46.494
5	1	2:47.357 B	46.859	1:12.193	48.305	252.9	49:13.071	5	1	4:57.010	3:04.783	1:12.384	39.843	230.3	50:43.504
6	1	6:33.775	4:21.902	1:26.396	45.477	137.1	55:46.846	6	1	2:32.743	43.468	1:10.155	39.120	241.1	53:16.247
7	1	2:37.932	45.586	1:12.683	39.663	255.9	58:24.778	7	1	2:31.204	42.187	1:09.748	39.269	234.8	55:47.451
8	1	3:21.458	57.420	1:24.940	59.098	166.9	1:01:46.236	8	1	2:30.731	41.876	1:09.101	39.754	251.7	58:18.182
								9	1	3:27.154	54.351	1:30.048	1:02.755	139.7	1:01:45.336
107	BODA Racing 1. Daan MEIJER Porsche 991 GT3 Cup GT							124	Oliver Freymuth 1. Oliver FREYMUTH LAMBORGHINI Super Trophée GT						
1	1	38:59.873	...	1:26.369	47.124	148.8	38:59.873	1	1	38:46.923	...	1:17.830	41.502	173.6	38:46.923
2	1	2:31.769	42.858	1:10.107	38.804	255.9	41:31.642	2	1	2:28.371	41.092	1:08.806	38.473	265.4	41:15.294
3	1	2:28.229	41.614	1:08.081	38.534	261.5	43:59.871	3	1	2:26.062	40.358	1:07.531	38.173	274.1	43:41.356
4	1	2:27.344	41.317	1:07.590	38.437	264.1	46:27.215	4	1	2:25.583	40.360	1:07.000	38.223	275.5	46:06.939
5	1	2:52.522 B	50.359	1:16.226	45.937	214.3	49:19.737	5	1	2:37.865 B	40.494	1:10.845	46.526	273.4	48:44.804
6	1	6:03.442	4:02.873	1:19.945	40.624	205.3	55:23.179	6	1	3:16.888	1:30.147	1:08.429	38.312	271.4	52:01.692
7	1	2:31.266	42.214	1:10.366	38.686	262.8	57:54.445	7	1	2:25.549	40.468	1:07.325	37.756	272.0	54:27.241
8	1	2:55.668	42.182	1:20.029	53.457	256.5	1:00:50.113	8	1	2:25.330	39.987	1:06.758	38.585	274.1	56:52.571
								9	1	2:44.057	40.358	1:08.768	54.931	273.4	59:36.628
108	JR Motorsport 1. Martin LANTING BMW M3 GTMR GT							126	JJ Racing 1. Jos JANSEN Porsche 997 Cup GT						
1	1	39:08.251	...	1:23.490	47.512	182.1	39:08.251	1	1	40:11.917	...	1:18.491	49.206	105.5	40:11.917
2	1	2:35.244	44.488	1:11.331	39.425	245.5	41:43.495	2	1	2:30.644	42.442	1:09.065	39.137	258.4	42:42.561
3	1	2:29.362	41.808	1:08.587	38.967	260.2	44:12.857	3	1	2:30.622	41.772	1:09.481	39.369	255.9	45:13.183
4	1	2:28.687	41.686	1:08.388	38.613	260.9	46:41.544	4	1	2:28.444	41.570	1:08.134	38.740	260.9	47:41.627
5	1	2:28.155	41.262	1:08.196	38.697	252.3	49:09.699	5	1	2:29.523	41.566	1:08.457	39.500	258.4	50:11.150
6	1	2:40.341 B	42.080	1:10.083	48.178	252.9	51:50.040	6	1	2:28.272	41.627	1:07.803	38.842	259.6	52:39.422
7	1	4:04.823	2:03.560	1:16.488	44.775	222.7	55:54.863	7	1	2:36.539 B	41.876	1:08.626	46.037	240.0	55:15.961
								8	1	3:55.795	1:51.550	1:08.577	55.668	259.6	59:11.756
109	Topper Team 1. Dirk SCHULZ Porsche 997 Cup GT							180	Go Motorsports by DVB 1. Cenk CEYISAKAR 2. Jeffrey VAN HOOYDONC Porsche 991 GT3 Cup GT						
1	1	39:43.384	...	1:30.728	46.495	138.5	39:43.384	1	1	38:14.923	...	1:15.850	45.168	192.2	38:14.923
2	1	2:48.826	45.365	1:19.578	43.883	220.4	42:32.210	2	1	2:27.520	41.799	1:07.523	38.198	259.0	40:42.443
3	1	2:50.578	45.097	1:20.678	44.803	212.2	45:22.788	3	1	2:26.333	41.499	1:06.572	38.262	259.6	43:08.776
4	1	2:47.468	45.476	1:18.119	43.873	217.7	48:10.256	4	1	2:25.617	40.917	1:06.690	38.010	255.9	45:34.393
5	1	2:45.349	45.578	1:17.140	42.631	220.4	50:55.605	5	1	2:44.454 B	44.586	1:09.613	50.255	228.3	48:18.847
6	1	2:43.278	44.943	1:15.132	43.203	231.3	53:38.883								
7	1	2:49.459	48.720	1:16.663	44.076	225.0	56:28.342								
8	1	3:04.934	45.417	1:15.153	1:04.364	221.3	59:33.276								
111	JR Motorsport 1. Ward SLUYS 2. Bas SCHOUTEN BMW M4 Silhouette GT							181	Go Motorsports by DVB 1. Cengiz OGUZHAN Porsche 991 GT3 Cup GT						
1	1	39:50.121	...	1:19.518	45.437	189.5	39:50.121	1	1	38:41.159	...	1:19.999	47.140	201.5	38:41.159
2	1	2:33.870	44.710	1:09.744	39.416	225.0	42:23.991	2	1	2:52.689	43.819	1:20.143	48.727	250.0	41:33.848
3	1	2:27.063	42.222	1:06.149	38.692	238.9	44:51.054	3	1	2:32.694	43.079	1:10.290	39.325	250.0	44:06.542
4	1	2:26.792	42.421	1:05.691	38.680	238.9	47:17.846	4	1	2:32.416	42.679	1:10.155	39.582	257.8	46:38.958
5	1	2:26.207	42.313	1:05.431	38.463	238.4	49:44.053	5	1	2:32.028	42.370	1:09.374	40.284	256.5	49:10.986
6	1	2:31.930	42.935	1:08.997	39.998	237.9	52:15.983	6	1	2:33.419	42.648	1:10.991	39.780	257.1	51:44.405
7	1	2:41.108	42.201	1:20.189	38.718	240.5	54:57.091	7	1	2:32.741	42.715	1:09.908	40.118	255.3	54:17.146
8	1	2:26.308	42.125	1:05.804	38.379	240.5	57:23.399	8	1	2:48.826 B	42.987	1:12.995	52.844	254.7	57:05.972
9	1	2:49.138	42.218	1:14.977	51.943	242.2	1:00:12.537								
182	DVB Racing bvba 1. Koen WAUTERS 2. Kris WAUTERS Porsche 991 GT3 Cup GT														





SUPERCAR CHALLENGE + GT&PROTO

SPA RACING FESTIVAL


QUALIFYING

Sector Analysis

■ Personal Best ■ Session Best B Crossing the finish line in pit lane

Lap	D	Time	Sector 1	Sector 2	Sector 3	T. Spd	Elapsed	Lap	D	Time	Sector 1	Sector 2	Sector 3	T. Spd	Elapsed
1	1	38:39.885	...	1:16.801	44.496	186.2	38:39.885	5	1	2:25.995	42.150	1:05.446	38.399	241.6	49:49.672
2	1	2:30.035	42.571	1:08.910	38.554	252.3	41:09.920	6	1	2:25.501	42.098	1:05.237	38.166	241.1	52:15.173
3	1	2:29.142	41.488	1:09.046	38.608	252.9	43:39.062	7	1	2:33.791	43.043	1:10.118	40.630	187.8	54:48.964
4	1	2:27.482	41.352	1:07.467	38.663	254.7	46:06.544	8	1	2:25.489	41.984	1:05.312	38.193	241.6	57:14.453
5	1	2:28.118	41.578	1:08.001	38.539	260.9	48:34.662	9	1	3:00.789	50.928	1:16.044	53.817	203.0	1:00:15.242
6	1	2:40.440	B 43.316	1:09.764	47.360	252.9	51:15.102	201 Febo Racing Team Leon Cupra TCR SS1 1. Dennis DE BORST 2. Stan VAN OORD							
7	1	4:05.205	2:11.315	1:10.613	43.277	240.5	55:20.307	1	1	3:30.805	1:37.184	1:12.652	40.969	214.3	3:30.805
8	1	2:31.887	42.355	1:10.177	39.355	256.5	57:52.194	2	1	2:32.521	43.729	1:09.299	39.493	242.2	6:03.326
9	1	2:51.731	41.430	1:14.909	55.392	260.9	1:00:43.925	3	1	2:32.483	43.408	1:08.770	40.305	241.6	8:35.809
186 Speedlover PORSCHE 991 GT3 Cup GT 1. Willem MEULDERS 2. Rik RENMANS							4	1	2:50.174	B 44.715	1:12.924	52.535	217.7	11:25.983	
1	1	38:48.923	...	1:22.267	42.418	126.6	38:48.923	5	1	5:08.202	3:18.376	1:09.778	40.048	239.5	16:34.185
2	1	2:34.276	43.517	1:11.323	39.436	242.2	41:23.199	6	1	2:35.659	44.464	1:09.288	41.907	238.9	19:09.844
3	1	2:31.496	42.655	1:09.250	39.591	249.4	43:54.695	7	1	2:31.256	42.938	1:08.604	39.714	241.6	21:41.100
4	1	2:30.508	42.434	1:08.926	39.148	250.0	46:25.203	8	1	2:32.103	43.243	1:09.298	39.562	243.8	24:13.203
5	1	2:29.794	42.334	1:08.432	39.028	250.0	48:54.997	9	1	2:32.001	43.245	1:09.127	39.629	242.7	26:45.204
6	1	3:03.726	B 46.345	1:18.188	59.193	183.7	51:58.723	10	1	24:52.342	B				51:37.546
7	1	5:09.048	3:16.905	1:10.912	41.231	229.3	57:07.771	202 Ferry Monster Autosport Leon Cupra TCR SS1 1. René STEENMETZ							
8	1	3:02.877	42.935	1:16.363	1:03.579	242.7	1:00:10.648	1	1	3:44.352	1:42.160	1:19.369	42.823	181.5	3:44.352
188 Speedlover PORSCHE 991 GT3 Cup GT 1. John DE WILDE							2	1	2:36.738	45.130	1:11.069	40.539	237.4	6:21.090	
1	1	38:47.988	...	1:22.396	41.960	125.3	38:47.988	3	1	2:34.950	44.388	1:09.286	41.276	238.9	8:56.040
2	1	2:31.617	42.725	1:09.646	39.246	252.9	41:19.605	4	1	2:33.428	44.159	1:09.382	39.887	238.9	11:29.468
3	1	2:28.627	41.777	1:08.095	38.755	257.8	43:48.232	5	1	2:33.275	44.505	1:09.122	39.648	237.4	14:02.743
4	1	2:28.373	41.653	1:07.764	38.956	257.8	46:16.605	6	1	2:33.011	43.540	1:09.115	40.356	245.5	16:35.754
5	1	2:28.581	41.493	1:08.081	39.007	259.6	48:45.186	7	1	2:33.129	43.685	1:08.891	40.553	245.5	19:08.883
6	1	3:12.462	B 49.174	1:19.941	1:03.347	177.3	51:57.648	8	1	2:44.549	44.662	1:14.102	45.785	219.5	21:53.432
189 Race Art PORSCHE 991 Gen II GT 1. R. GROUWELS							9	1	2:32.821	43.725	1:09.276	39.820	242.7	24:26.253	
1	1	40:06.677	...	1:31.592	52.328	151.7	40:06.677	10	1	2:32.914	43.752	1:09.241	39.921	244.9	26:59.167
2	1	2:34.605	43.225	1:11.287	40.093	253.5	42:41.282	203 Ferry Monster Autosport Leon Cupra TCR SS1 1. Stephan POLDERMAN							
3	1	2:29.739	41.280	1:09.962	38.497	256.5	45:11.021	1	1	3:47.385	1:40.369	1:23.066	43.950	193.2	3:47.385
4	1	2:27.819	41.253	1:08.236	38.330	260.9	47:38.840	2	1	2:41.846	45.851	1:13.550	42.445	213.4	6:29.231
5	1	2:27.726	41.211	1:08.077	38.438	258.4	50:06.566	3	1	2:38.319	45.530	1:11.225	41.564	231.8	9:07.550
6	1	2:27.064	40.980	1:07.704	38.380	261.5	52:33.630	4	1	2:35.830	45.002	1:10.124	40.704	234.3	11:43.380
7	1	2:41.499	45.994	1:15.565	39.940	198.5	55:15.129	5	1	2:34.101	44.116	1:09.498	40.487	236.3	14:17.481
8	1	2:37.341	B 41.118	1:07.657	48.566	263.4	57:52.470	208 JR Motorsport BMW E92 V8 SS1 1. Ted VAN VLIET							
190 Race Art PORSCHE 991 Gen II GT 1. E. GROUWELS							1	1	4:04.088	1:53.279	1:24.833	45.976	171.4	4:04.088	
1	1	40:03.861	...	1:31.211	48.840	142.1	40:03.861	2	1	2:44.495	46.772	1:15.236	42.487	231.3	6:48.583
2	1	2:36.190	43.659	1:11.222	41.309	238.4	42:40.051	3	1	2:40.212	45.867	1:12.510	41.835	234.3	9:28.795
3	1	2:36.416	41.841	1:11.576	42.999	251.2	45:16.467	4	1	2:39.508	45.763	1:12.497	41.248	228.8	12:08.303
4	1	2:28.159	41.449	1:08.139	38.571	257.1	47:44.626	5	1	2:38.952	46.033	1:11.473	41.446	235.8	14:47.255
5	1	2:27.814	40.942	1:08.056	38.816	262.1	50:12.440	6	1	2:37.398	45.069	1:10.704	41.625	236.8	17:24.653
6	1	2:40.842	44.479	1:13.490	42.873	201.9	52:53.282	7	1	2:52.116	45.788	1:20.513	45.815	177.9	20:16.769
7	1	2:55.930	B 41.727	1:19.448	54.755	210.1	55:49.212	8	1	3:11.158	B 46.040	1:20.989	1:04.129	210.9	23:27.927
199 JR Motorsport BMW M4 Silhouette 3.2 GT 1. Michael VERHAGEN 2. Willem MEIJER							212 Prime Racing GINETTA Nissan G57 LMP3 1. Jean-Pierre LEQUEUX 2. Jean Marc UEBERECKEN								
1	1	39:59.626	...	1:19.836	48.957	170.9	39:59.626	1	1	38:05.474	...	1:15.215	39.060	243.8	38:05.474
2	1	2:30.907	43.127	1:08.568	39.212	236.8	42:30.533	2	1	2:28.829	41.684	1:08.495	38.650	244.3	40:34.303
3	1	2:26.951	42.276	1:06.040	38.635	240.5	44:57.484	3	1	2:27.310	41.840	1:07.169	38.301	252.3	43:01.613
4	1	2:26.193	42.171	1:05.652	38.370	240.5	47:23.677	4	1	2:34.764	B 41.629	1:06.960	46.175	254.7	45:36.377






SUPERCAR CHALLENGE + GT&PROTO SPA RACING FESTIVAL QUALIFYING

Sector Analysis

■ Personal Best ■ Session Best ■ B Crossing the finish line in pit lane

Lap	D	Time	Sector 1	Sector 2	Sector 3	T. Spd	Elapsed	Lap	D	Time	Sector 1	Sector 2	Sector 3	T. Spd	Elapsed
2	1	2:44.622	47.217	1:14.133	43.272	200.0	7:32.434	10	1	36:07.813 B					1:02:45.196
3	1	2:41.908	46.626	1:12.969	42.313	213.4	10:14.342	409 DRDO BMW E36 SD							
4	1	2:42.930	46.115	1:13.363	43.452	210.5	12:57.272	1.Hans CREEMERS							
5	1	2:52.924 B	46.684	1:14.960	51.280	211.8	15:50.196	2.Raymond VAN STEEN							
6	1	3:58.178	1:59.707	1:14.593	43.878	206.5	19:48.374	1	1	3:56.567	1:34.095	1:29.749	52.723	170.9	3:56.567
7	1	2:40.946	45.989	1:12.759	42.198	210.1	22:29.320	2	1	3:09.449	55.795	1:23.572	50.082	188.2	7:06.016
8	1	2:40.774	45.982	1:12.608	42.184	219.1	25:10.094	3	1	3:08.562	55.647	1:23.657	49.258	190.8	10:14.578
381 Why Not Pitstop Racing Events PEUGEOT 308 CUP SS2								4	1	3:06.759	54.613	1:22.598	49.548	188.8	13:21.337
1.Nicolas DELENCRE								5	1	3:06.810	54.911	1:22.439	49.460	189.5	16:28.147
1	1	3:30.816 B	1:09.814	1:24.336	56.666	157.4	3:30.816	6	1	3:06.789	54.094	1:22.795	49.900	192.5	19:34.936
2	1	9:18.274	7:08.561	1:19.723	49.990	189.5	12:49.090	7	1	3:06.453	54.860	1:22.503	49.090	191.8	22:41.389
3	1	2:57.567	52.326	1:19.232	46.009	180.6	15:46.657	8	1	3:06.361	54.234	1:23.010	49.117	184.0	25:47.750
4	1	3:04.831 B	52.116	1:16.766	55.949	192.2	18:51.488	410 Tim Gray Motorsport NORMA M230FC CN							
5	1	3:51.890	1:49.010	1:16.650	46.230	189.1	22:43.378	1.Neil PRIMROSE							
6	1	2:54.285	52.029	1:16.154	46.102	192.5	25:37.663	1	1	37:30.519	...	1:03.138	38.095	226.4	37:30.519
401 Traxx Racing Team PEUGEOT RCZ Cup SD								2	1	2:26.602	41.318	1:04.853	40.431	240.0	39:57.121
1.Chris VOET								3	1	2:24.201	43.543	1:03.022	37.636	233.8	42:21.322
2.Bart VAN DEN BROECK								4	1	2:20.167	41.084	1:01.746	37.337	241.6	44:41.489
1	1	5:16.158	3:00.793	1:27.234	48.131	167.7	5:16.158	5	1	2:19.252	40.846	1:00.974	37.432	242.7	47:00.741
2	1	2:51.397	49.679	1:17.561	44.157	203.0	8:07.555	6	1	2:19.500	40.694	1:01.403	37.403	244.3	49:20.241
3	1	2:47.889	48.323	1:15.296	44.270	213.9	10:55.444	7	1	2:23.106	40.690	1:03.000	39.416	245.5	51:43.347
4	1	2:46.107	48.090	1:14.363	43.654	214.3	13:41.551	8	1	2:19.852	40.954	1:01.441	37.457	243.8	54:03.199
5	1	2:59.180 B	48.541	1:18.262	52.377	208.1	16:40.731	9	1	2:31.475 B	41.072	1:01.610	48.793	244.3	56:34.674
6	1	6:05.097	4:06.166	1:15.261	43.670	212.6	22:45.828	411 DRDO MAZDA MX5 SD							
7	1	2:46.186	47.920	1:14.744	43.522	206.1	25:32.014	1.Hans KOLENAAR							
402 Spirit Racing RENAULT Clio 1.6 Turbo SD								1	1	3:55.698	1:41.255	1:25.107	49.336	163.1	3:55.698
1.Rob NIEMAN								2	1	3:02.159	54.981	1:19.446	47.732	189.1	6:57.857
2.Joey VAN SPLUNTEREN								3	1	3:00.488	54.720	1:18.144	47.624	187.5	9:58.345
1	1	5:49.854	3:29.662	1:31.006	49.186	157.7	5:49.854	4	1	3:01.763	54.833	1:18.927	48.003	191.5	13:00.108
2	1	2:55.266	50.481	1:19.663	45.122	200.0	8:45.120	5	1	3:00.148	55.111	1:17.908	47.129	192.2	16:00.256
3	1	2:46.266	48.945	1:14.326	42.995	214.3	11:31.386	6	1	2:59.693	53.892	1:18.248	47.553	192.5	18:59.949
4	1	2:44.389	47.742	1:13.511	43.136	213.4	14:15.775	7	1	3:18.989 B	54.164	1:20.711	1:04.114	192.5	22:18.938
5	1	2:45.463	48.782	1:13.333	43.348	215.1	17:01.238	8	1	3:34.588	1:25.267	1:21.029	48.292	178.2	25:53.526
6	1	3:06.457 B	51.075	1:18.438	56.944	197.8	20:07.695	430 ALP Racing SAKER Rap X CN							
403 Kustlicht ALFA 147 SD								1.Alan PUBRICK							
1.John VAN DER VOORT								2.David BRISE							
2.Sandra VAN DER SLOOT								1	1	42:34.981					42:34.981
1	1	5:09.797	2:33.667	1:37.553	58.577	110.9	5:09.797	2	1	2:45.469					45:20.450
2	1	2:58.450	51.553	1:19.837	47.060	193.9	8:08.247	3	1	2:31.154					47:51.604
3	1	2:55.453	51.043	1:18.062	46.348	198.9	11:03.700	4	1	7:41.009					55:32.613
4	1	3:09.528 B	50.928	1:17.861	1:00.739	200.4	14:13.228	444 RDS Racing RENAULT Clio RS 3 SD							
5	1	4:13.774 B	1:48.916	1:18.119	1:06.739	152.8	18:27.002	1.Pascal EHLERT							
6	1	5:11.623 B	2:34.559	1:18.919	1:18.145	192.9	23:38.625	1	1	5:18.399 B	2:44.092	1:32.865	1:01.442	143.6	5:18.399
7	1	38:58.481 B					1:02:37.106	2	1	3:43.415	1:30.759	1:24.905	47.751	167.4	9:01.814
404 Spirit Racing RENAULT Clio 1.6 Turbo SD								3	1	3:04.726	52.948	1:24.977	46.801	184.9	12:06.540
1.Bart DROST								4	1	3:00.685	54.262	1:20.026	46.397	188.5	15:07.225
1	1	3:23.264	1:10.490	1:25.787	46.987	157.9	3:23.264	5	1	3:01.657	53.762	1:18.725	49.170	196.4	18:08.882
2	1	3:05.068	50.377	1:27.915	46.776	199.3	6:28.332	6	1	3:07.665 B	51.706	1:19.901	56.058	194.9	21:16.547
3	1	2:55.549	51.116	1:19.050	45.383	209.7	9:23.881	7	1	4:17.282	2:07.136	1:21.585	48.561	180.3	25:33.829
4	1	2:53.159	49.880	1:18.201	45.078	206.5	12:17.040	450 Renault Clio SD							
5	1	2:51.186	49.489	1:17.183	44.514	208.1	15:08.226	1.Lucas GROENEVELD							
6	1	2:52.179	49.777	1:17.278	45.124	206.9	18:00.405	1	1	4:07.962	1:42.552	1:34.404	51.006	165.9	4:07.962
7	1	2:52.364	49.766	1:17.727	44.871	206.5	20:52.769	2	1	3:02.423	51.506	1:23.303	47.614	197.1	7:10.385
8	1	2:52.572	49.794	1:17.566	45.212	206.9	23:45.341								
9	1	2:52.042	49.789	1:17.373	44.880	208.9	26:37.383								



SUPERCAR CHALLENGE + GT&PROTO SPA RACING FESTIVAL QUALIFYING

Sector Analysis

■ Personal Best ■ Session Best B Crossing the finish line in pit lane

Lap	D	Time	Sector 1	Sector 2	Sector 3	T. Spd	Elapsed	Lap	D	Time	Sector 1	Sector 2	Sector 3	T. Spd	Elapsed
3	1	2:50.527	50.069	1:15.276	45.182	200.4	10:00.912								
4	1	3:00.042	51.735	1:22.329	45.978	186.9	13:00.954								
5	1	2:55.667	51.443	1:18.565	45.659	198.2	15:56.621								
6	1	2:49.984	49.809	1:15.110	45.065	200.4	18:46.605								
7	1	2:49.905	49.809	1:15.119	44.977	200.4	21:36.510								
8	1	2:49.665	49.834	1:14.904	44.927	203.0	24:26.175								
9	1	2:50.100	50.217	1:14.761	45.122	202.2	27:16.275								

473	Alain Berg		RADICAL SR8													
	1. Alain BERG		CN													
	1	1	38:21.154	...	1:21.919	42.764	161.9	38:21.154								
	2	1	2:31.385	44.388	1:08.952	38.045	232.3	40:52.539								
	3	1	2:25.837	41.469	1:06.843	37.525	257.1	43:18.376								
	4	1	2:25.714	41.202	1:06.891	37.621	259.0	45:44.090								
	5	1	2:23.725	40.514	1:05.681	37.530	260.9	48:07.815								
6	1	3:11.167 B	45.376	1:21.566	1:04.225	168.2	51:18.982									

496	VR Motorsport		PRAGA R1T												
	1. Tim GRAY 2. Grant WILLIAM		CN												
1	1	37:52.270 B	...	1:05.394	1:01.769	219.1	37:52.270								

511	BlueBerry Racing		PRAGA R1													
	1. Danny VAN DONGEN		SR3													
	1	1	37:39.414	...	1:08.489	40.816	208.9	37:39.414								
	2	1	2:32.073	45.336	1:05.784	40.953	213.4	40:11.487								
	3	1	2:32.393	45.019	1:07.182	40.192	217.3	42:43.880								
	4	1	2:32.211	45.104	1:06.334	40.773	217.7	45:16.091								
5	1	2:40.384 B	45.485	1:06.274	48.625	217.3	47:56.475									

514	VR Motorsport		RADICAL SR3													
	1. Alastair BOULTON 2. Alain BERG		SR3													
	1	1	38:17.755	...	1:22.960	48.619	145.9	38:17.755								
	2	1	2:42.624	49.081	1:11.486	42.057	204.9	41:00.379								
	3	1	2:44.253 B	45.929	1:08.165	50.159	213.9	43:44.632								
	4	1	4:22.918	2:26.908	1:14.191	41.819	213.0	48:07.550								
	5	1	2:34.499	45.689	1:07.313	41.497	216.0	50:42.049								
	6	1	2:38.810	45.582	1:10.507	42.721	215.6	53:20.859								
	7	1	2:33.559	45.490	1:06.881	41.188	216.0	55:54.418								
8	1	2:33.113	45.429	1:06.229	41.455	216.4	58:27.531									